



UNDERSTANDING ESOL REPORTS AND ELIGIBILITY CRITERIA

ACCESS 시험의 목적

- 매해 향상되는 영어 실력 모니터링
- 다음해 ESOL 프로그램의 지속 여부
- 학습 계획을 위한 정확한 판단
- 학과 수업에 도움이 되기 위한 실력 판단



ACCESS Assessments for ELL 2.0



ELL (English Language Learner) 학생들을 위한 ACCESS 시험 종류

- ACCESS Assessments for ELL 2.0 – 1학년에서부터 12학년까지 ELL 학생이 치르는 시험. 온라인 및 연필 종이 테스트가 있음
- Kindergarten ACCESS for ELL – 유치원생을 위한 시험. 연필/ 종이 테스트만 가능
- Alternative ACCESS Assessment for ELL- 1학년에서 12학년의 스페셜 교육을 받는 학생을 위한 종이/ 연필 테스트

ACCESS 시험 과목

Listening

다양한 상황에서 말한 언어를 받아들여 이해, 해석, 평가합니다.

Reading

문어 (문자언어)와 기호 그리고 문자를 유창하게 이해하고 해석, 평가합니다.

Writing

다양한 목적과 청중을 위해 다양한 상황에서 서면으로 의사 소통을 합니다.

Speaking

다양한 목적과 관객의 다양한 상황에서 구두(말)로 의사 소통에 참여합니다.



영어 능숙도 레벨

1
Entering


2
Emerging

3
Developing

4
Expanding

5
Bridging

6
REACHING



ACCESS for ELLs 2.0 online

- 대상 : 1학년 - 12학년
- 학년별 시험 : 1학년 / 2-3학년 / 4-5학년 / 6-8학년 / 9-12학년
- 온라인 테스트
- 모든 시험 과목의 채점은 사설 기관 DRC에 의해 채점



ACCESS for ELLs 2.0 Kindergarten

- 대상 : Kindergarten
- 종이 / 연필 시험 (paper based testing)
- 모든 시험 요소는 Test Administrator 시험감독 에 의해 채점



Grade 1-12 Individual Report 개인 성적표

WIDA | ACCESS for ELLs 2.0[®]
English Language Proficiency Test

Sample Student
Birth Date: mm/dd/yyyy | Grade: sample grade
Tier: sample tier
District ID: XXXXXXXXXX | State ID: XXXXXXXXXX
School: sample school
District: sample district
State: sample state

← 개인 정보

Individual Student Report 2016

This report provides information about the student's scores on the ACCESS for ELLs 2.0 English language proficiency test. This test is based on the WIDA English Language Development Standards and is used to measure students' progress in learning English. Scores are reported as Language

Language Domain	Proficiency Level (Possible 1-6)	Scale Score (Possible 100-600) and Confidence Band	
		100	200 300 400 500 600
Listening	4.0		368
Speaking	2.2		320
Reading	3.4		356
Writing	3.5		355
Oral Language 50% Listening + 50% Speaking	3.2		344
Literacy 50% Reading + 50% Writing	3.5		356
Comprehension 70% Reading + 30% Listening	3.7		360
Overall* 35% Reading + 35% Writing + 15% Listening + 15% Speaking	3.4		352

영역별
Proficiency Levels &
Scale scores
총점






Domain	Proficiency Level	Students at this level generally can...
Listening	4	understand oral language in English related to specific topics in school and can participate in class discussions, for example: <ul style="list-style-type: none"> Exchange information and ideas with others Apply key information about processes or concepts presented orally Connect people and events based on oral information Identify positions or points of view on issues in oral discussions
Speaking	2	communicate ideas and information orally in English using language that contains short sentences and everyday words and phrases, for example: <ul style="list-style-type: none"> Share about what, when, or where something happened Describe steps in cycles or processes Compare objects, people, pictures, events Express opinions
Reading	3	understand written language related to common topics in school and can participate in class discussions, for example: <ul style="list-style-type: none"> Classify main ideas and examples in written information Identify main information that tells who, what, when or where something happened Identify steps in written processes and procedures Recognize language related to claims and supporting evidence
Writing	3	communicate in writing in English using language related to common topics in school, for example: <ul style="list-style-type: none"> Describe familiar issues and events Describe processes and procedures with some details Create stories or short narratives Give opinions with reasons in a few short sentences

← Proficiency Level 설명



For details regarding the scores on this report, refer to the Interpretive Guide for Score Reports at www.wida.usd.com/report

Grade 1-12 Individual Report 개인 성적표

Language Domain	Proficiency Level (Possible 1.0-6.0)					
	1	2	3	4	5	6
Listening 	4.0					
Speaking 	2.2					
Reading 	3.4					
Writing 	3.5					
Oral Language 50% Listening + 50% Speaking	3.2					
Literacy 50% Reading + 50% Writing	3.5					
Comprehension 70% Reading + 30% Listening	3.7					
Overall* 35% Reading + 35% Writing + 15% Listening + 15% Speaking	3.4					

영역별 Proficiency Levels

총 Proficiency Levels




*Overall score is calculated only when all four domains have been assessed. NA: I

Grade 1-12 Individual Report 개인 성적표

Scale Scores 실제 점수

Confidence Band
다음에 비슷한 성적으로
같은 시험을 볼 경우
예상되는 점수 범위



NA: Not available




Grade 1-12 Individual Report 개인 성적표

Domain	Proficiency Level	Students at this level generally can...
Listening	4	<p>understand oral language in English related to specific topics in school and can participate in class discussions, for example:</p> <ul style="list-style-type: none"> • Exchange information and ideas with others • Connect people and events based on oral information • Apply key information about processes or concepts presented orally • Identify positions or points of view on issues in oral discussions
Speaking	2	<p>communicate ideas and information orally in English using language that contains short sentences and everyday words and phrases, for example:</p> <ul style="list-style-type: none"> • Share about what, when, or where something happened • Compare objects, people, pictures, events • Describe steps in cycles or processes • Express opinions
Reading	3	<p>understand written language related to common topics in school and can participate in class discussions, for example:</p> <ul style="list-style-type: none"> • Classify main ideas and examples in written information • Identify main information that tells who, what, when or where something happened • Identify steps in written processes and procedures • Recognize language related to claims and supporting evidence
Writing	3	<p>communicate in writing in English using language related to common topics in school, for example:</p> <ul style="list-style-type: none"> • Describe familiar issues and events • Create stories or short narratives • Describe processes and procedures with some details • Give opinions with reasons in a few short sentences



Kindergarten Individual Report 개인 성적표







ACCESS for ELLs 2.0*
English Language Proficiency Test

Parent/Guardian Report 2016

District: sample district	Student: Sample Student	
School: sample school	State ID: STATEIDXXX000XX	District ID: DISTIDX000XXX00
Grade: sample grade	Birth Date: mm/dd/yyyy	

Report Purpose: This report gives information about your child's level of social and academic English language proficiency. Social language is used to communicate for everyday purposes. Academic language is used to communicate the content of language arts, mathematics, science, and social studies.

Student's English Language Proficiency Level

Test Section	1 – Entering	2 – Emerging	3 – Developing	4 – Expanding	5 – Bridging
Listening 	4.0				
Speaking 	2.2				
Reading 	3.4				
Writing 	3.5				
Oral Language ^A (Listening and Speaking)	3.2				
Literacy ^B (Reading and Writing)	3.5				
Comprehension ^C (Listening and Reading)	3.7				
Overall ^D (Listening, Speaking, Reading, and Writing)	3.4				

6 – Reaching

Proficiency Level	Description of English Language Proficiency Levels
1 – Entering	Knows and uses minimal social language and minimal academic language with visual and graphic support
2 – Emerging	Knows and uses some social English and general academic language with visual and graphic support
3 – Developing	Knows and uses social English and some specific academic language with visual and graphic support
4 – Expanding	Knows and uses social English and some technical academic language
5 – Bridging	Knows and uses social and academic language working with grade level material
6 – Reaching	Knows and uses social and academic language at the highest level measured by this test
Other Information	<p>Test Section is Blank – if the student was absent for this Section of the test</p> <p>A – Oral Language = 50% Listening + 50% Speaking – will be blank if student was absent for one or both of the Sections</p> <p>B – Literacy = 50% Reading + 50% Writing – will be blank if student was absent for one or both of the Sections</p> <p>C – Comprehension Score = 70% Reading + 30% Listening – will be blank if student was absent for one or both of the Sections</p> <p>D – Overall Score = 35% Reading + 35% Writing + 15% Listening + 15% Speaking – will be blank if student was absent for one or more of the Sections</p>

K-PC-4PT
03/30/2016



ESOL 프로그램 나가는 기준 Exit Criteria

- 조지아 교육청에 의해 결정
- ESOL 프로그램을 지속할 지, 나가지게 될 지 여부는 점수에 따라 결정
- 학부모는 학년말에 Access 성적표와 함께 ESOL 프로그램 자격 여부 통지를 함께 받게 됨.
- 만약, 학생이 더 이상 ESOL 프로그램 자격이 없다면, 학생의 상태는 EL M로 전환, 프로그램 자격 여부가 상실. 모니터 학생의 경우, 학부모 요청에 의해서 다시 ESOL 프로그램을 수강할 수 없음.



ESOL Waiver

- 학부모 / 보호자는 원치 않는 경우, 학생의 ESOL 프로그램을 언제든지 포기 신청할 수 있음.
- 모든 중단(포기) 학생 역시 반드시 ACCESS 시험을 쳐야 함.
- ESOL 프로그램은 매년 새로 적합한 지 판단해야 함
(즉, 지난 해에 포기 신청을 했다 하더라도, 다음 학년도에 다시 그 적합 여부를 테스트해야함)
- 학부모 / 보호자는 ESOL 포기 신청할 경우 매년 waiver 사인을 해야함



ESOL 모니터 학생 EL M students

- ESOL 프로그램의 자격 여부가 상실되면, ESOL 수업을 더 이상 듣지 않고 모니터 학생으로 전환되어 2년간 모니터하게 됨.
- 2년의 모니터 기간 동안
 - ESOL의 직접적인 수업은 받지 않음
 - 학교 관찰인은 학생이 정규 수업을 제대로 잘 따라가고 있는 지 체크하게 됨.
 - 만약 학생이 아직도 정규 수업을 따라가는데 힘들어 한다면, 다른 적절한 서비스를 제공.
 - 만약 학교팀이 학생의 문제가 언어라고 판단되면, 다시 ESOL 프로그램에 들어갈 수 있음. 2년의 모니터 기간이 끝난 학생의 경우는, 다시 ESOL 서비스를 받을 수 없음.



WIDA Website

www.wida.us

The screenshot shows the WIDA website homepage. At the top left is the WIDA logo with a globe icon. To the right are social media icons for Facebook, Twitter, YouTube, and LinkedIn, followed by a search bar with 'Google Custom S' and a 'SEARCH' button. Below the logo are links for 'Download Library', 'Recursos en Español', 'News', and 'Online Store'. A dark blue navigation bar contains the following menu items: ABOUT US, STANDARDS & INSTRUCTION, ASSESSMENT, PROFESSIONAL LEARNING, RESEARCH, CONFERENCE, and CONSORTIUM.

The main content area features a large banner for 'WIDA 2017 Invitation to Exhibit' with a green 'DETAILS HERE' button. The banner text reads: 'United in Purpose, Unique in Practice' and 'October 16-19, 2017 Tampa Convention Center, Tampa, Florida'. To the right of the banner is a login form with fields for 'Username:' (containing 'Not an email address') and 'Password:', a 'LOG IN' button, and links for 'Forgot Username or Password?' and 'Learn more'.

Below the banner are three columns of content:

- ACCESS for ELLs 2.0:** Includes an image of a laptop and a document titled 'ACCESS for ELLs 2.0'. Below the image is the text: 'Assesses what students can do in English.'
- Consortium Members:** Includes a map of the United States with 39 states highlighted in blue. Below the map is the text: '39 U.S. State Education Agencies'.
- LATEST NEWS:** Includes a 'SUBSCRIBE' button and three news items:
 - Nadra Shami is the WIDA Featured Educator for February. [Read more](#). Posted 2/2/17
 - Victoria Saldala is the WIDA Featured Educator for January. [Read more](#). Posted 1/1/17
 - Barbara Noel is the WIDA Featured Educator for December. [Read more](#). Posted 12/1/16

Thank you

Q&A

